



SILVERSTONE

10Gbps SuperSpeed USB-C 3.2 Gen2 to NVMe / SATA M.2 SSD enclosure

RVS03




Installation Guide

/ Installationsanleitung / Guide d'installation
Guía de instalación / Guida all'installazione / Руководство по установке
インストールガイド / 설치 가이드 / คู่มือการติดตั้ง / 安裝說明 / 安裝說明


Warranty terms & conditions

/ Garantiebedingungen
Términos y condiciones de la garantía / Termes et conditions de la garantie /
Termini e Condizioni della garanzia / Условия гарантии / 保証条件 / 보증 조건
ข้อกำหนดและเงื่อนไขการรับประกัน / 有限責任保固說明 / 有限責任保固說明



Preparation

1



ENGLISH

Push to open RVS03

РУССКИЙ

Нажмите, чтобы открыть RVS03

DEUTSCH

Drücken Sie, um RVS03 zu öffnen

繁體中文

按壓後可打開RVS03

FRANÇAIS

Appuyez pour ouvrir RVS03

簡體中文

按壓後可打開RVS03

ESPAÑOL

Presione para abrir RVS03

日本語

押してRVS03を開きます

ITALIANO

Premere per aprire RVS03

한국어


눌러 RVS03을 엽니다

ไทย

กดเพื่อเปิด RVS03

Preparation

2



ENGLISH

Install NVMe / SATA M.2 SSD

РУССКИЙ

Установите NVMe / SATA M.2 SSD

DEUTSCH

Installieren Sie die NVMe / SATA M.2 SSD

繁體中文

安裝 NVMe / SATA M.2 SSD

FRANÇAIS

Installez le NVMe / SATA M.2 SSD

簡體中文

安装 NVMe / SATA M.2 SSD

ESPAÑOL

Instale NVMe / SATA M.2 SSD

日本語

NVMe / SATA M.2 SSDをインストールします

ITALIANO

Installa NVMe / SATA M.2 SSD

한국어

NVMe / SATA M.2 SSD 설치

ไทย

ติดตั้ง NVMe / SATA M.2 SSD

Preparation

3



ENGLISH

Stick the thermal pad on the SSD

РУССКИЙ

Вставьте термопрокладку на SSD

DEUTSCH

Fügen Sie das Wärmeleitpad in die SSD ein

繁體中文

黏貼導熱片在SSD上

FRANÇAIS

Collez le tampon thermique sur le SSD

簡體中文

黏貼導熱片在SSD上

ESPAÑOL

Pegue la almohadilla térmica en el SSD

日本語

SSDにサーマルパッドを貼り付けます

ITALIANO

Incolla il pad termico sull'SSD

한국어

SSD에 열 패드 붙여 넣기

ไทย

วางแผ่นความร้อนบน SSD



ENGLISH

Place the assembled RVS03 PCB back into the enclosure

DEUTSCH

Montierte RVS03-Leiterplatte wieder im Gehäuse platzieren

FRANÇAIS

Remettez le circuit imprimé RVS03 assemblé dans le boîtier

ESPAÑOL

Coloque el PCB RVS03 ensamblado de nuevo en la carcasa

ITALIANO

Riporre la PCB RVS03 montata nel box

ไทย

ติดตั้ง RVS03 PCB ที่ประกอบแล้วกลับลงในกล่อง

РУССКИЙ

Поместите собранную плату RVS03 обратно в корпус

繁體中文

把裝好的RVS03 PCB裝回殼內

簡體中文

把装好的RVS03 PCB装回壳内

日本語

組み上げられたRVS03 PCBをエンクロージャーに戻します。

한국어

조립된 RVS03 PCB를 케이스에 다시 넣어주십시오.

Warranty terms & conditions

Warranty Information

This product has a limited 1 year warranty in North America and Australia.
For information on warranty periods in other regions, please contact your reseller or SilverStone authorized distributor.

本产品自购买之日起，于中国地区（不包含澳门，香港特别行政区）享有一年有限责任保固（部分产品为二年，三年或五年）。
详细保固年限请参照官方网站 <https://silverstonetek.com.cn/> 公布之产品型号为依据。

Warranty terms & conditions

- Product component defects or damages resulted from defective production is covered under warranty.
Defects or damages with the following conditions will be fixed or replaced under SilverStone Technology's jurisdiction.
 - Usage in accordance with instructions provided in this manual, with no misuse, overuse, or other inappropriate actions.
 - Damage not caused by natural disaster (thunder, fire, earthquake, flood, salt, wind, insect, animals, etc...)
 - Product is not disassembled, modified, or fixed. Components not disassembled or replaced.
 - Warranty mark/stickers are not removed or broken.Loss or damages resulted from conditions other than ones listed above are not covered under warranty.
- Under warranty, SilverStone Technology's maximum liability is limited to the current market value for the product (depreciated value, excluding shipping, handling, and other fees). SilverStone Technology is not responsible for other damages or loss associated with the use of product.
- Under warranty, SilverStone Technology is obligated to repair or replace its defective products. Under no circumstances will SilverStone Technology be liable for damages in connection with the sale, purchase, or use including but not limited to loss of data, loss of business, loss of profits, loss of use of the product or incidental or consequential damage whether or not foreseeable and whether or not based on breach of warranty, contract or negligence, even if SilverStone Technology has been advised of the possibility of such damages.
- Warranty covers only the original purchaser through authorized SilverStone distributors and resellers and is not transferable to a second hand purchaser.
- You must provide sales receipt or invoice with clear indication of purchase date to determine warranty eligibility.
- If a problem develops during the warranty period, please contact your retailer/reseller/SilverStone authorized distributors or SilverStone <http://www.silverstonetek.com>.
Please note that: (i) You must provide proof of original purchase of the product by a dated itemized receipt; (ii) You shall bear the cost of shipping (or otherwise transporting) the product to SilverStone authorized distributors. SilverStone authorized distributors will bear the cost of shipping (or otherwise transporting) the product back to you after completing the warranty service; (iii) Before you send the product, you must be issued a Return Merchandise Authorization ("RMA") number from SilverStone. Updated warranty information will be posted on SilverStone's official website.
Please visit <http://www.silverstonetek.com> for the latest updates.

Additional info & contacts

For North America (usasupport@silverstonetek.com)

SilverStone Technology in North America may repair or replace defective product with refurbished product that is not new but has been functionally tested. Replacement product will be warranted for remainder of the warranty period or thirty days, whichever is longer. All products should be sent back to the place of purchase if it is within 30 days of purchase, after 30 days, customers need to initiate RMA procedure with SilverStone Technology in USA by first downloading the "USA RMA form for end-users" form from the below link and follow its instructions.

<http://silverstonetek.com/contactus.php>

For Australia only (support@silverstonetek.com)

Our goods come with guarantees that cannot be excluded under the Australian Consumer Law.

You are entitled to a replacement or refund for a major failure and for compensation for any other reasonably foreseeable loss or damage.

You are also entitled to have the goods repaired or replaced if the goods fail to be of acceptable quality and the failure does not amount to a major failure. Please refer to above "Warranty terms & conditions" for further warranty details.

SilverStone Technology Co., Ltd. 12F No. 168 Jiankang Rd., Zhonghe Dist., New Taipei City 235 Taiwan R.O.C. + 886-2-8228-1238
(standard international call charges apply)

For Europe (support.eu@silverstonetek.de)

For China (support@silverstonetek.com.cn)

For all other regions (support@silverstonetek.com)

有毒有害物质/元素及其化学含量表

部件名称 (周边产品)	铅 (Pb)	汞 (Hg)	镉 (Cd)	六价铬 (Cr(VI))	多溴联苯 (PBB)	多溴二苯醚 (PBDE)
铝合金本体	○	○	○	○	○	○
塑胶框	○	○	○	○	○	○
PCBA	○	○	○	○	○	○
橡胶扣	○	○	○	○	○	○
线材	○	○	○	○	○	○
导热贴	○	○	○	○	○	○
包材	○	○	○	○	○	○

辅助材:是指使用在产品上的涂料, 润滑脂、焊接材料、接着剂等, 以及及产品包装, 作为施工材料使用的粘接胶带、密封材料、接着剂等

本表格依据 SJ/T 11364 的规定编制。

○: 表示该有害物质在该部件所有均质材料中的含量均在 GB/T 26572 规定的限量要求以下。

—: 表示该有害物质至少在该部件的某一均质材料中的含量超出 GB/T 26572 规定的限量要求。且该限用物质为排除项目

产品合格证

检验员: 检01
生产日期: 见产品条码