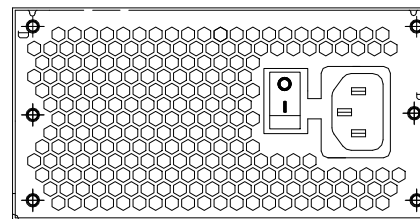
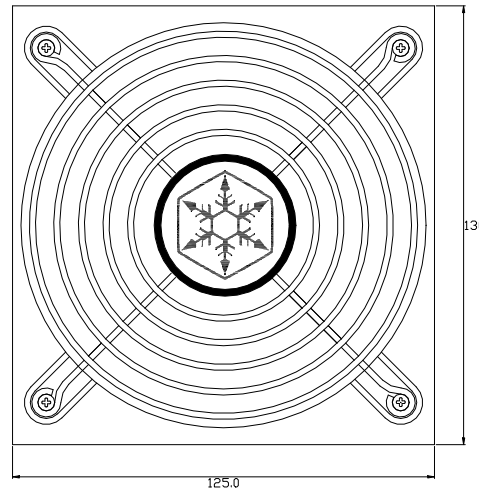
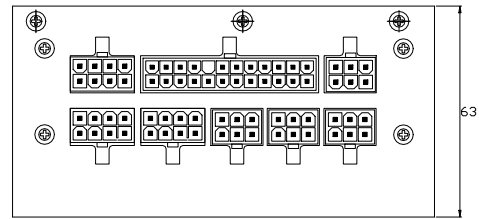
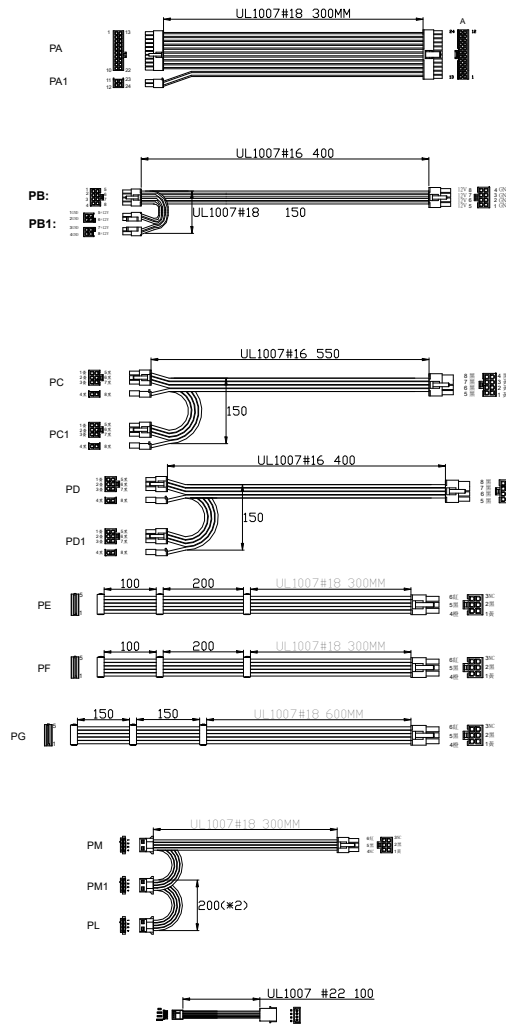


SX700-LPT V1.1

DIM.	
PA:	300+30MM
PA1:	-10MM
PB:	400+30MM
	-10MM
PC:	550+30MM
	-0MM
PD:	400+30MM
	-0MM
PC1:	150+30MM
PD1:	-0MM
PE:	600+30MM
PF:	-0MM
PG:	900+30MM
	-0MM
PM:	300+30MM
	-0MM



REF.ID.	PIN NO.	COLOR	V
PA	1	ORANGE	+3.3V
	2	ORANGE	+3.3V
	3	BLACK	COM
	4	RED	+5V
	5	BLACK	COM
	6	RED	+5V
	7	BLACK	COM
	8	GRAY	PWR_OK
	9	PURPLE	+5VSB
	10	YELLOW	+12V
	13	ORANGE	+3.3V
		BROWN	+3.3V (sense)
	14	BLUE	-12V
	15	BLACK	COM
	16	GREEN	PS_ON#
	17	BLACK	COM
	18	BLACK	COM
	19	BLACK	COM
	20		
	21	RED	+5V
	22	RED	+5V
	11	YELLOW	+12V
	12	ORANGE	+3.3V
	23	RED	+5V
24	BLACK	COM	

REF.ID.	PIN NO.	COLOR	V
PG PG1 PM PM1	1	YELLOW	+12V
	2	BLACK	COM
	3	BLACK	COM
	4	RED	+5V
PL PI	1	RED	+5V
	2	BLACK	COM
	3	BLACK	COM
	4	YELLOW	+12V
PE PF	1	ORANGE	+3.3V
	2	BLACK	COM
	3	RED	+5V
	4	BLACK	COM
	5	YELLOW	+12V
PB	1	BLACK	COM
	2	BLACK	COM
	3	BLACK	COM
	4	BLACK	COM
	5	YELLOW	+12V
	6	YELLOW	+12V
	7	YELLOW	+12V
	8	YELLOW	+12V
PC PD PC1 PD1	1	YELLOW	+12V
	2	YELLOW	+12V
	3	YELLOW	+12V
	4	BLACK	COM
	5	BLACK	COM
	6	BLACK	COM
	7	BLACK	COM
	8	BLACK	COM

