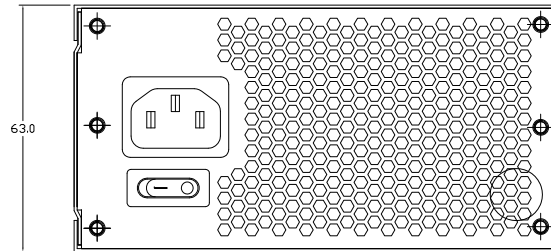
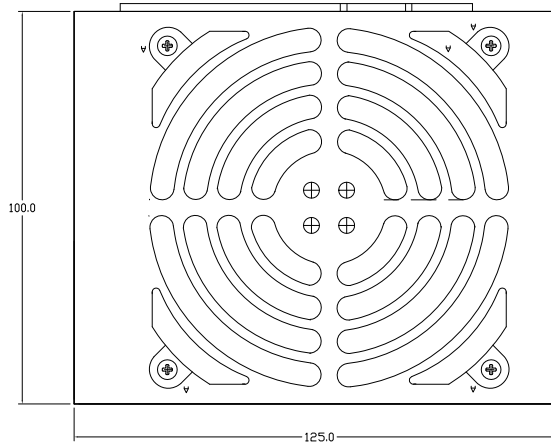
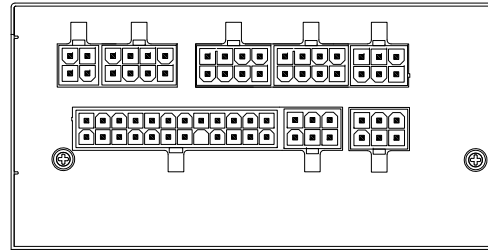
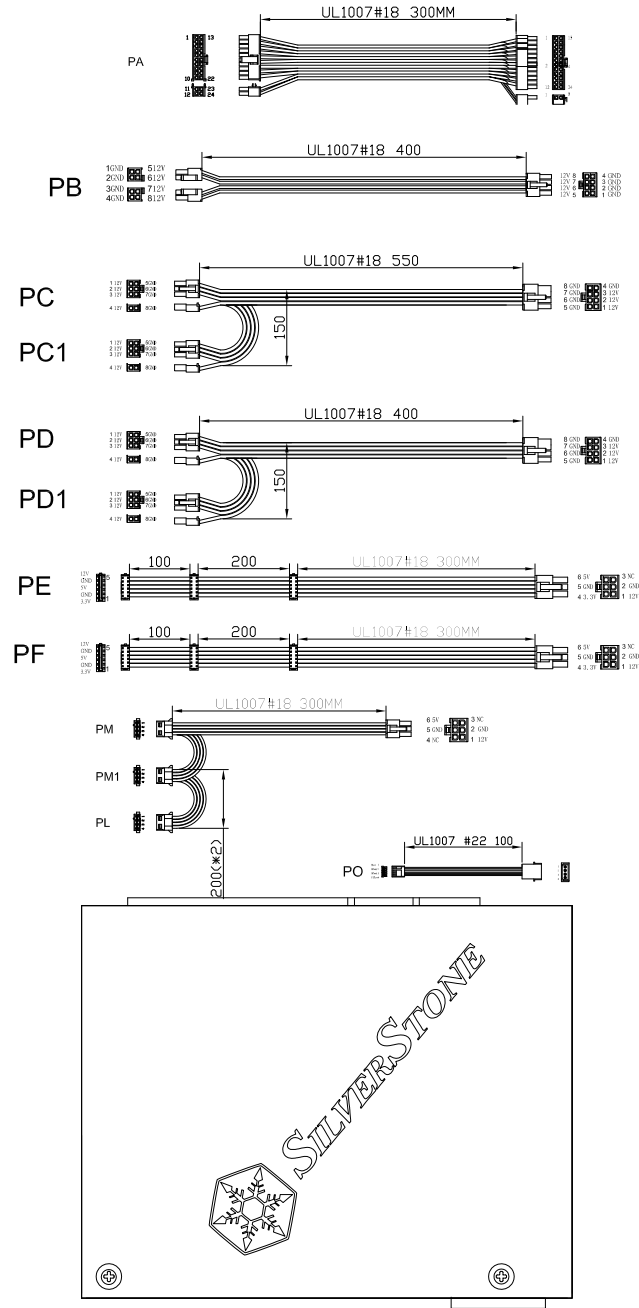


# SST-SX650-G



| REF.ID. | PIN NO. | COLOR  | V             |
|---------|---------|--------|---------------|
| PA      | 1       | ORANGE | +3.3V         |
|         | 2       | ORANGE | +3.3V         |
|         | 3       | BLACK  | COM           |
|         | 4       | RED    | +5V           |
|         |         | RED    | +5V           |
|         | 5       | BLACK  | COM           |
|         | 6       | RED    | +5V           |
|         | 7       | BLACK  | COM           |
|         | 8       | GRAY   | PWR_OK        |
|         | 9       | PURPLE | +5VSB         |
|         | 10      | YELLOW | +12V          |
|         | 11      | YELLOW | +12V          |
|         | 12      | ORANGE | +3.3V         |
|         | 13      | ORANGE | +3.3V         |
|         |         | BROWN  | +3.3V (sense) |
|         | 14      | BLUE   | -12V          |
|         | 15      | BLACK  | COM           |
|         | 16      | GREEN  | PS_ON#        |
|         | 17      | BLACK  | COM           |
|         | 18      | BLACK  | COM           |
|         |         | BLACK  | COM           |
|         | 19      | BLACK  | COM           |
|         |         | BLACK  | COM           |
|         | 20      |        |               |
| 21      | RED     | +5V    |               |
| 22      | RED     | +5V    |               |
| 23      | RED     | +5V    |               |
| 24      | BLACK   | COM    |               |

| REF.ID.                | PIN NO. | COLOR  | V     |
|------------------------|---------|--------|-------|
| PM<br>PM1<br>PL        | 1       | YELLOW | +12V  |
|                        | 2       | BLACK  | COM   |
|                        | 3       | BLACK  | COM   |
|                        | 4       | RED    | +5V   |
| PO                     | 1       | RED    | +5V   |
|                        | 2       | BLACK  | COM   |
|                        | 3       | BLACK  | COM   |
|                        | 4       | YELLOW | +12V  |
| PE<br>PF               | 1       | ORANGE | +3.3V |
|                        | 2       | BLACK  | COM   |
|                        | 3       | RED    | +5V   |
|                        | 4       | BLACK  | COM   |
|                        | 5       | YELLOW | +12V  |
| PB                     | 1       | BLACK  | COM   |
|                        | 2       | BLACK  | COM   |
|                        | 3       | BLACK  | COM   |
|                        | 4       | BLACK  | COM   |
|                        | 5       | YELLOW | +12V  |
|                        | 6       | YELLOW | +12V  |
|                        | 7       | YELLOW | +12V  |
| PC<br>PD<br>PC1<br>PD1 | 1       | YELLOW | +12V  |
|                        | 2       | YELLOW | +12V  |
|                        | 3       | YELLOW | +12V  |
|                        | 4       | BLACK  | COM   |
|                        | 5       | BLACK  | COM   |
|                        | 6       | BLACK  | COM   |
|                        | 7       | BLACK  | COM   |
|                        | 8       | BLACK  | COM   |

