

Warranty Information

This product has a limited 1 year warranty in North America, Europe, and Australia.
For information on warranty periods in other regions, please contact your reseller or SilverStone authorized distributor.

Warranty terms & conditions

- Product component defects or damages resulted from defective production is covered under warranty.
Defects or damages with the following conditions will be fixed or replaced under SilverStone Technology's jurisdiction.
a) Usage in accordance with instructions provided in this manual, with no misuse, overuse, or other inappropriate actions.
b) Damage not caused by natural disaster (thunder, fire, earthquake, flood, salt, wind, insect, animals, etc...)
c) Product is not disassembled, modified, or fixed. Components not disassembled or replaced.
d) Warranty mark/stickers are not removed or broken.
Loss or damages resulted from conditions other than ones listed above are not covered under warranty.
- Under warranty, SilverStone Technology's maximum liability is limited to the current market value for the product (depreciated value, excluding shipping, handling, and other fees). SilverStone Technology is not responsible for other damages or loss associated with the use of product.
- Under warranty, SilverStone Technology is obligated to repair or replace its defective products. Under no circumstances will SilverStone Technology be liable for damages in connection with the sale, purchase, or use including but not limited to loss of data, loss of business, loss of profits, loss of use of the product or incidental or consequential damage whether or not foreseeable and whether or not based on breach of warranty, contract or negligence, even if SilverStone Technology has been advised of the possibility of such damages.
- Warranty covers only the original purchaser through authorized SilverStone distributors and resellers and is not transferable to a second hand purchaser.
- You must provide sales receipt or invoice with clear indication of purchase date to determine warranty eligibility.
- If a problem develops during the warranty period, please contact your retailer/reseller/SilverStone authorized distributors or SilverStone <http://www.silverstonetek.com>.
Please note that: (i) You must provide proof of original purchase of the product by a dated itemized receipt; (ii) You shall bear the cost of shipping (or otherwise transporting) the product to SilverStone authorized distributors. SilverStone authorized distributors will bear the cost of shipping (or otherwise transporting) the product back to you after completing the warranty service; (iii) Before you send the product, you must be issued a Return Merchandise Authorization ("RMA") number from SilverStone. Updated warranty information will be posted on SilverStone's official website. Please visit <http://www.silverstonetek.com> for the latest updates.

Additional info & contacts

For North America (usasupport@silverstonetek.com)
SilverStone Technology in North America may repair or replace defective product with refurbished product that is not new but has been functionally tested. Replacement product will be warranted for remainder of the warranty period or thirty days, whichever is longer. All power supplies should be sent back to the place of purchase if it is within 30 days of purchase, after 30 days, customers need to initiate RMA procedure with SilverStone Technology in USA by first downloading the "USA RMA form for end-users" form from the below link and follow its instructions.
<http://silverstonetek.com/contactus.php>

For Australia only (support@silverstonetek.com)
Our goods come with guarantees that cannot be excluded under the Australian Consumer Law. You are entitled to a replacement or refund for a major failure and for compensation for any other reasonably foreseeable loss or damage. You are also entitled to have the goods repaired or replaced if the goods fail to be of acceptable quality and the failure does not amount to a major failure.
Please refer to above "Warranty terms & conditions" for further warranty details.

SilverStone Technology Co., Ltd. 12F No. 168 JIankang Rd., Zhonghe Dist., New Taipei City 235 Taiwan R.O.C. + 886-2-8228-1238
(standard international call charges apply)

For Europe (support.eu@silverstonetek.de)
For all other regions (support@silverstonetek.com)



SILVERSTONE[®]
Designing Inspiration

ARGON SERIES

Advanced heatsink with Heat-pipe Direct Contact (HDC) technology

- Great balance of silence and performance
- Three Ø8mm heat-pipes and aluminum fins for excellent heat conducting efficiency
- Heat-pipe direct contact (H.D.C.) technology
- Innovative anti-vibration fan mountings for easy installation and silent operation
- Includes compact 120mm PWM fan for excellent cooling and low noise
- Intel Socket LGA775/1150/1155/1156/1366/2011/2066 and AMD Socket AM2/AM3/ AM4/ FM1/FM2 compatible

AR01-V2.1

SPECIFICATIONS

Model No.	SST-AR01-V2.1
Material	Copper heat pipes with aluminum fins
Application	Intel Socket LGA775/1150/1151/1155/1156/1366/2011/2066 AMD Socket AM2/AM3/AM4/FM1/FM2
Heat Pipe Type	Ø8mm heat-pipe x 3
Cooling System	120mm x 120mm x 25mm fan
Noise level	18 ~ 35 dBA
Bearing Type	Long-Life sleeve bearing
Max airflow	92.5CFM
Pressure	3.5mm/H2O
Rated Voltage	12V
Rated Current	0.3A
Life Expectance	40,000 hours
Speed	1500 ~ 2500RPM
Dimension	120mm (W) x 50mm (D) x 159mm (H) (with out fan)
Net Weight	420g (with out fan)

散熱系統

有毒有害物質/元素及其化學含量表

部件名稱	鉛 (Pb)	汞 (Hg)	鎘 (Cd)	六價鉻 (Cr(VI))	多溴聯苯 (PBB)	多溴二苯醚 (PBDE)
螺絲	○	○	○	○	○	○
風扇	x	○	○	○	○	○
支架 (SPCC)	○	○	○	○	○	○
螺柱	○	○	○	○	○	○
鱗片	○	○	○	○	○	○
熱管	○	○	○	○	○	○
支架 (SUS304)	○	○	○	○	○	○
墊圈	○	○	○	○	○	○
導熱膏	○	○	○	○	○	○

○：表示該有毒有害物質在該部件所有均質材料中的含量均在SJ/T11364-2014標準規定的限量要求以下。

x：表示該有毒有害物質在該部件材料中的含量超出SJ/T11364-2014標準規定的限量要求。

本表中有x的部件均符合歐盟RoHS法規，即歐盟第2011/65/EU指令要求。



產品合格證

檢驗員：檢01

生產日期：見產品條碼








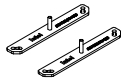
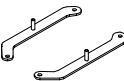




SilverStone Technology Co., Ltd.

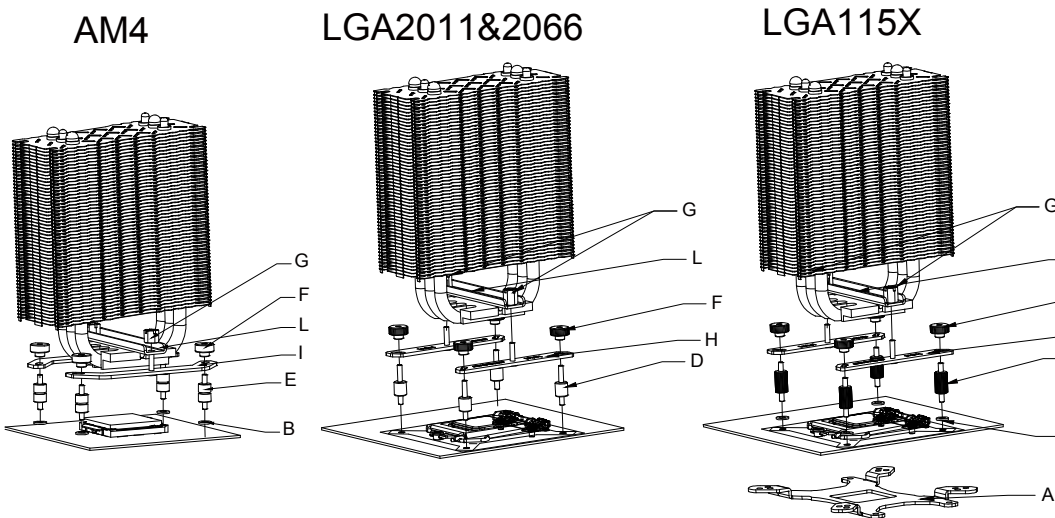
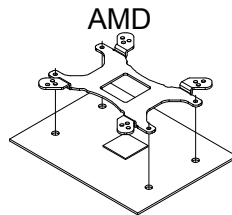
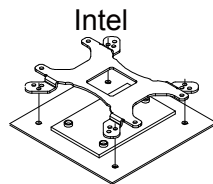
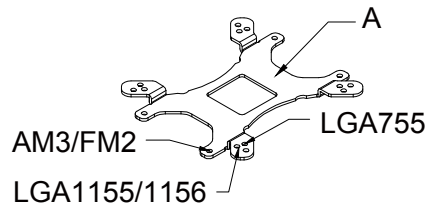
www.silverstonetek.com

NO.G11233290

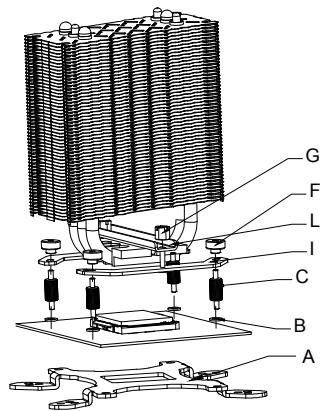
Installation Guide

Package Contents

A		Back Plate
B		Washer
C		LGA115X Standoff
D		LGA2011 Standoff
E		AM4 Standoff
F		Thumb Nut
G		Hexagon Nut
H		INTEL Clip
I		AMD Clip
J		Rubber Rivet
K		Thermal Grease
L		Crossbar
M		Hexagon Handle

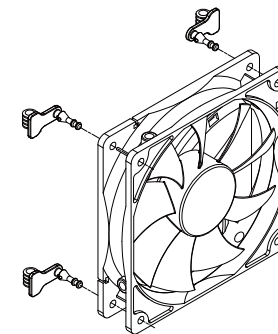


AM2 & AM3



Fan mounting

- 將塑膠防震墊片固定到風扇上
 - 將塑膠防震墊片固定到風扇上
 - Secure the anti-vibration rubber mounting onto the fan
 - Vibrationsdämpfende Gummifassung am Lüfter befestigen
 - Fije la goma anti vibración en el ventilador
 - Fixez le caoutchouc de montage anti vibrations sur le ventilateur
 - Fissare la gomma anti-vibrazione sulla ventola
 - 防振ゴムパッドをファンに取り付けます
 - 팬 위에 장착되는 방진 고무를 고정합니다
 - Закрепите антивибрационное крепление на вентиляторе



- 將風扇的塑膠防震墊片嵌入散熱片中
 - 將風扇的塑膠防震墊片嵌入散熱片中
 - Secure the anti-vibration rubber mounting into the heatsink's fins
 - Vibrationsdämpfende Gummifassung an den Lamellen des Kühlkörpers befestigen
 - Fije la goma anti vibración a las aletas del dissipador
 - Fixez le caoutchouc de montage anti vibrations sur les ailettes du dissipateur
 - Fissare l'attacco gomma anti-vibrazione sulle alette del dissipatore
 - 防振ゴムパッドをヒートシンクのフィンに取り付けます
 - 방열판의 핀에 장착되는 방진 고무를 고정합니다
 - Закрепите антивибрационное крепление на ребрах радиатора

