

SilverStone Technology Co., Ltd.

www.silverstonetek.com

EXTERNAL PORT

Four port USB 3.0 hub

5Gbits USB 3.0 SuperSpeed transfer rate
Charge mobile device faster with the BC 1.2 compliant 5V power output
Attach to any iron surface with the built-in magnet

Specifications

Model No.	EP01
Enclosure Material	Plastic
Color	Black
Power Requirement	5Vdc
Charging spec	USB Battery charging 1.2 compliance
Data Transfer Rate	Max. 5Gbps
Connectors	4 x USB 3.0 A type female (device) 1 x USB micro B female (host) 1 x DC-IN Jack
Net Weight	65g ± 3g
Dimension	71.6mm (W) x 63.3mm (D) x 19.5mm (H)

All trademarks are registered to their respective owners.
© 2012 SilverStonetek Co., Ltd. All Rights Reserved.

NO.G11218910

2

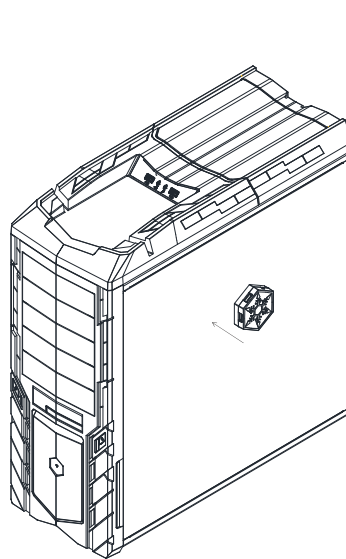
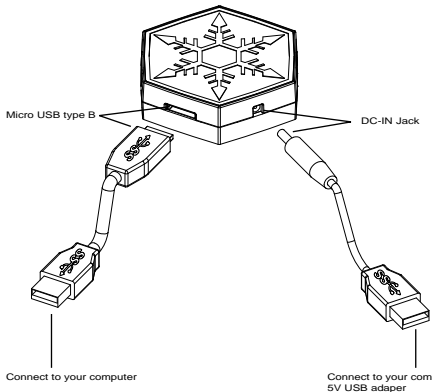
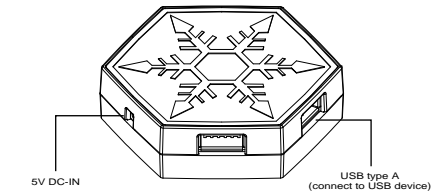
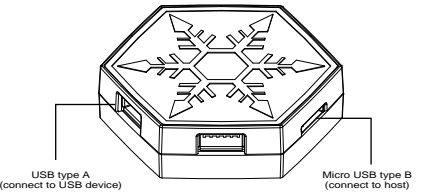
- 使用USB3.0连接線將EP01與電腦連結。
- 使用USB3.0连接線將EP01与计算机连接。
- Connect USB 3.0 cable to your computer and EP01.
- Verbinden Sie Ihren Computer und den EP01 über das USB 3.0-Kabel.
- Conecte el cable USB 3.0 a su ordenador y al EP01.
- Connectez un câble USB 3.0 à votre ordinateur et l'EP01.
- Collegare il cavo USB 3.0 al computer ed a EP01
- USB 3.0ケーブルをコンピュータとEP01に接続します。
- USB 3.0 케이블을 컴퓨터와 EP01에 연결합니다.
- Подключите кабель USB 3.0 к компьютеру и устройству EP01.

2

- 使用DC轉USB连接線將EP01與電腦或USB電源轉接器連結。
- 使用DC轉USB连接線將EP01与计算机或USB电源转接器连接。
- Connect USB to DC jack cable to your computer or 5V USB adapter.
- Schließen Sie das USB-Spannungsversorgungskabel an Ihren Computer oder an ein 5-V-USB-Netzteil an.
- Conecte el cable de USB a DC a su ordenador ó adaptador USB 5V.
- Connectez l'USB avec le câble jack DC de votre ordinateur ou avec l'adaptateur 5V USB.
- Collegare il cavo USB a connettore DC al computer o ad un adattatore USB 5V.
- USB-DCシャックケーブルをコンピュータまたは5V USBアダプタに接続します。
- USB-DC 잭 케이블을 컴퓨터 또는 5V USB 어댑터에 연결합니다.
- Подключите разъем кабеля USB-DC к компьютеру или адаптеру питания напряжением 5 В.

3

- 將您的USB裝置連結至EP01即可使用。
- 將您的USB裝置連結至EP01即可使用。
- Connect your USB devices to EP01.
- Schließen Sie Ihre USB-Geräte an den EP01 an.
- Conecte sus dispositivos USB al EP01.
- Connectez vos appareils USB sur EP01.
- Collegare i dispositivi USB ad EP01.
- USBデバイスもEP01に接続します。
- USB 장치들 EP01에 연결합니다.
- Подключите устройства USB к EP01.



- 利用内建磁力將EP01吸附至任何鐵材質上固定。
- 利用内建磁力將EP01吸附至任何铁材质上固定。
- Attach EP01 to any iron surface with its built-in magnets.
- Bringen Sie den magnetischen EP01 an einer beliebigen Metallfläche an.
- Acople el EP01 a cualquier superficie de metal gracias a sus imanes incorporados.
- Fixez-le EP01 sur toute surface métallique avec ses aimants intégrés.
- Attaccare EP01 a qualsiasi superficie metallica grazie ai magneti integrati.
- EP01は磁石内蔵なので金属面に自由に取り付け可能です。
- 내장된 자석으로 EP01을 모든 금속 표면에 부착합니다.
- Закрепите EP01 на любой металлической поверхности с помощью встроенного магнита.

Warranty Information

This product has a limited 1 year warranty in North America and Australia. For information on warranty periods in other regions, please contact your reseller or SilverStone authorized distributor.

Warranty terms & conditions

- Product component defects or damages resulted from defective production is covered under warranty. Defects or damages with the following conditions will be fixed or replaced under SilverStone Technology's jurisdiction.
 - Usage in accordance with instructions provided in the manual, with no misuse, overuse, or other inappropriate actions.
 - Damage not caused by natural disaster (thunder, fire, earthquake, flood, salt, wind, insect, animals, etc.)
 - Product is not disassembled, modified, or fixed. Components not disassembled or replaced.
 - Warranty marks/stickers are not removed or broken.
- Loss or damages resulted from conditions other than ones listed above are not covered under warranty.
- Under warranty, SilverStone Technology's maximum liability is limited to the current market value for the product (depreciated value, excluding shipping, handling, and other fees). SilverStone Technology is not responsible for other damages or loss associated with the use of product.
- Under warranty, SilverStone Technology is obligated to repair or replace its defective products. Under no circumstances will SilverStone Technology be liable for damages in connection with the sale, purchase, or use including but not limited to loss of data, loss of business, loss of profits, loss of use of the product or incidental or consequential damage whether or not foreseeable and whether or not based on breach of warranty, contract or negligence, even if SilverStone Technology has been advised of the possibility of such damages.
- Warranty covers only the original purchaser through authorized SilverStone distributors and resellers and is not transferable to a second hand purchaser.
- You must provide sales receipt or invoice with clear indication of purchase date to determine warranty eligibility.
 - If a problem develops during the warranty period, please contact your retailer/reseller/SilverStone authorized distributors or SilverStone <http://www.silverstoneek.com>.
 - Please note that: (i) You must provide proof of original purchase of the product by a dated itemized receipt; (ii) You shall bear the cost of shipping (or otherwise transporting) the product to SilverStone authorized distributors. SilverStone authorized distributors will bear the cost of shipping (or otherwise transporting) the product back to you after completing the warranty service; (iii) Before you send the product, you must be issued a Return Merchandise Authorization ("RMA") number from SilverStone. Updated warranty information will be posted on SilverStone's official website. Please visit <http://www.silverstoneek.com> for the latest updates.

Additional info & contacts

For North America (support@silverstoneek.com)

SilverStone Technology (in North America) may repair or replace defective product with refurbished product that is not new but has been functionally tested. Replacement product will be warranted for remainder of the warranty period or thirty days, whichever is longer. All power supplies should be sent back to the place of purchase if it is within 30 days of purchase, after 30 days, customers need to initiate RMA procedure with SilverStone Technology in USA by first downloading the "USA RMA form for end-user" form from the below link and follow its instructions. <http://silverstoneek.com/contactus.php>

For Australia only (support@silverstoneek.com)

Our goods come with guarantees that cannot be excluded under the Australian Consumer Law. You are entitled to a replacement or refund for a major failure and for compensation for any other reasonably foreseeable loss or damage. You are also entitled to have the goods repaired or replaced if the goods fail to be of acceptable quality and the failure does not amount to a major failure. Please refer to above "Warranty terms & conditions" for further warranty details.

SilverStone Technology Co., Ltd. 12F No. 168 Jiaankang Rd., Zhonghe Dist., New Taipei City 236 Taiwan R.O.C. • 886-2-8228-1238 (standard international call charges apply)

For Europe (support.eu@silverstoneek.de)

For all other regions (support@silverstoneek.com)