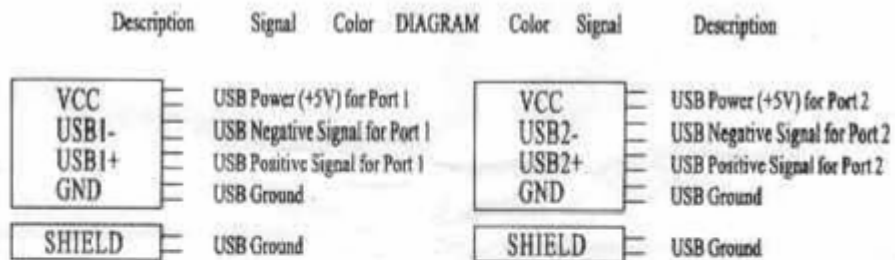




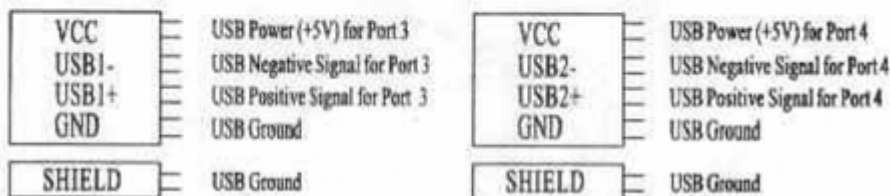
I/O connection guide – case, accessory

Overview and description for I/O connectors

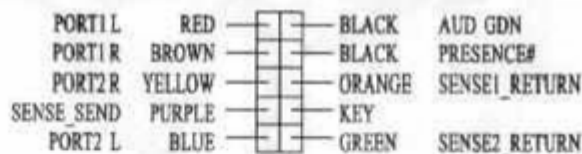
PIN ASSIGNMENT



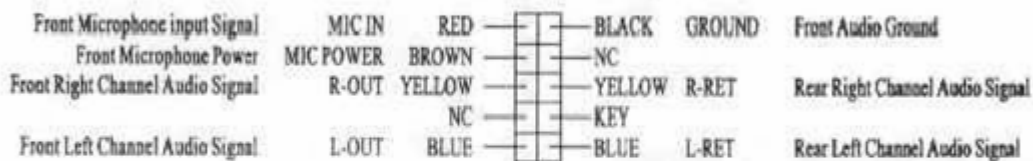
USB Function



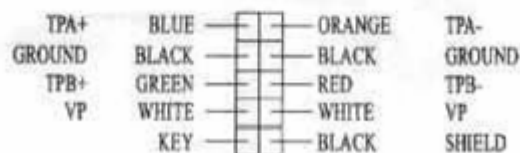
USB Function



AUDIO AZALIA Function




AUDIO AC'97 Function



1394 Function




Audio connectors



Depending on your motherboard's audio support, you can use either "HD Audio" or "AC'97" connector to enable headphone and microphone ports


1394/Firewire connectors




For connector labeled, "1394" it is to be connected to an available 1394/Firewire pin header on the motherboard.



USB connectors



If you have the 10 pin USB connector, it will let you connect to an available USB 9-pin header set on the motherboard.



If you have the 4+1 pin connectors, they should be connected to an available USB pin header set on the motherboard with or without GROUND pin connected (please refer to your motherboard manual for correct pin assignments).